

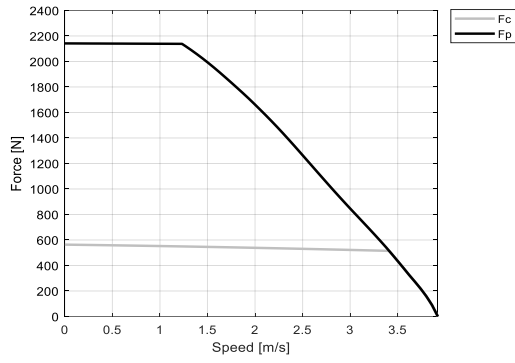
MOTOR PERFORMANCE		Winding codes	3TA	3VA		
		UNIT	FREE AIR COOLING	FREE AIR COOLING		
<b>Fp</b>	Peak force	N	2140	2140		
<b>Fc</b>	Continuous force	N	564	533		
<b>Fs</b>	Standstill force	N	429	405		
<b>Ip</b>	Peak current	Arms	27.1	46.5		
<b>Ic</b>	Continuous current	Arms	3.38	5.47		
<b>Is</b>	Standstill current	Arms	2.56	4.15		
<b>vs</b>	Rated low speed	mm/s	0.12	0.12		
<b>Pc</b>	Power dissipation @ Ic	W	187	187		
<b>Fd</b>	Max. detent force (average to peak)	N	31	31		
<b>Fa</b>	Attraction force	N	4760	4760		

MOTOR SETTING		UNIT				
<b>Kt</b>	Force constant	N/Arms	178	104		
<b>Ku</b>	Back EMF constant (*)	Vrms/(m/s)	106	61.8		
<b>Km</b>	Motor constant	N/√W	52.7	49.8		
<b>R20</b>	Electrical resistance at 20°C (*)	Ohm	7.63	2.91		
<b>L</b>	Electrical inductance (*)	mH	83.4	28.5		
<b>rth</b>	Thermal time constant	s	2590	2570		
<b>Rth</b>	Thermal resistance	K/W	0.584	0.585		
<b>2tp</b>	Magnetic period	mm	32	32		
<b>mw</b>	Magnetic way mass	kg/m	7.96	7.96		
<b>mm</b>	Motor mass	kg	4.36	4.26		

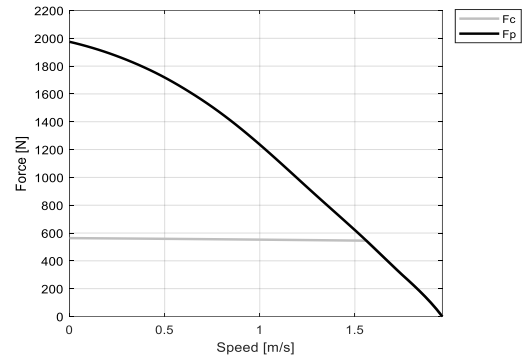
MOTOR ENVIRONMENT		UNIT				
<b>Udc</b>	Nominal DC bus voltage	VDC	600	600		
<b>Gm</b>	Mechanical gap	mm	0.90	0.90		
<b>Ss</b>	Stator exchange surface	m²	0.05	0.05		
<b>x</b>	Assumed stroke	m	0.51	0.51		
<b>θamb</b>	Ambient temperature	°C	20	20		
<b>θmax</b>	Maximum coil temperature	°C	130	130		

**Notes:** (\*) terminal to terminal.  
 Hypotheses and tolerances are in ETEL Integration Manual.  
**Caution:** Any use of the motor beyond speed/force limit could lead to hazardous voltage and serious injuries. Customer is responsible for setting safeties/limitations that will keep the motor in its safe operating area. ETEL cannot be held responsible if the motor is used in an improper way.

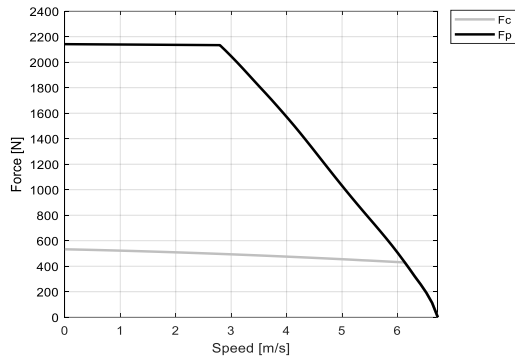
3TA - FREE AIR COOLING - 600V



3TA - FREE AIR COOLING - 300V



3VA - FREE AIR COOLING - 600V



3VA - FREE AIR COOLING - 300V

