

MOTOR PERFORMANCE		Winding codes	RA	RA	UA	UA
		UNIT	FREE AIR COOLING	FORCED AIR COOLING	FREE AIR COOLING	FORCED AIR COOLING
Fp	Peak force	N	494	494	474	474
Fc	Continuous force	N	87.5	105	84.4	102
Fs	Standstill force	N	66.0	79.0	63.7	76.3
Ip	Peak current	Arms	17.5	17.5	36.4	36.4
Ic	Continuous current	Arms	3.04	3.65	6.35	7.63
Is	Standstill current	Arms	2.30	2.74	4.79	5.72
vs	Rated low speed	mm/s	0.92	2.5	0.95	2.6
Pc	Power dissipation @ Ic	W	79.4	112	78.5	111
Fd	Max. detent force (average to peak)	N	0	0	0	0
Fa	Attraction force	N	0.0	0.0	0.0	0.0

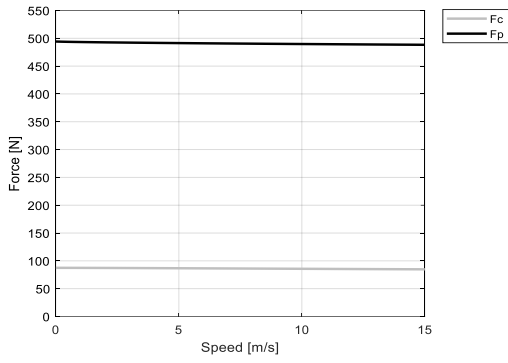
MOTOR SETTING		UNIT				
Kt	Force constant	N/Arms	29.6	29.6	13.7	13.7
Ku	Back EMF constant (*)	Vrms/(m/s)	17.8	17.8	8.23	8.23
Km	Motor constant	N/√W	12.0	12.0	11.6	11.6
R20	Electrical resistance at 20°C (*)	Ohm	4.04	4.04	0.918	0.918
L	Electrical inductance (*)	mH	7.40	7.41	1.58	1.58
rth	Thermal time constant	s	698	252	674	245
Rth	Thermal resistance	K/W	1.38	0.970	1.40	0.979
2tp	Magnetic period	mm	64	64	64	64
mw	Magnetic way mass	kg/m	13.3	13.3	13.3	13.3
mm	Motor mass	kg	0.385	0.539	0.373	0.527

MOTOR ENVIRONMENT		UNIT				
Udc	Nominal DC bus voltage	VDC	600	600	600	600
Ss	Stator exchange surface	m²	0.07	0.07	0.07	0.07
x	Assumed stroke	m	0.38	0.38	0.38	0.38
θamb	Ambient temperature	°C	20	20	20	20
θmax	Maximum coil temperature	°C	130	130	130	130
θa	Inlet air temperature	°C	N/A	20	N/A	20
qa	Minimum air flow	l/min	N/A	33	N/A	33
Δpa	Minimum inlet air gauge pressure	bar	N/A	0.3	N/A	0.3

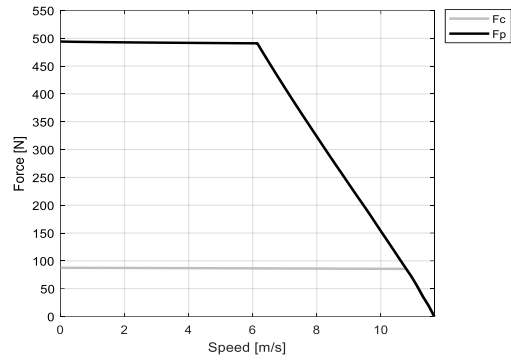
Notes: (*) terminal to terminal.
Hypotheses and tolerances are in ETEL Integration Manual.

Caution: Any use of the motor beyond speed/force limit could lead to hazardous voltage and serious injuries. Customer is responsible for setting safeties/limitations that will keep the motor in its safe operating area. ETEL cannot be held responsible if the motor is used in an improper way.

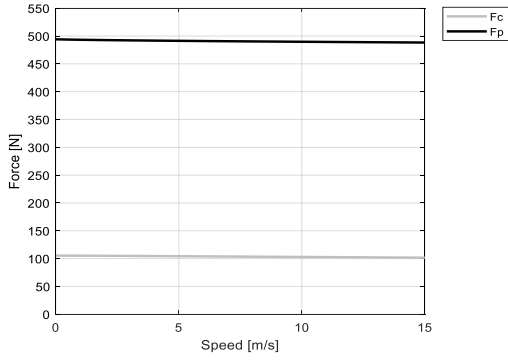
RA - FREE AIR COOLING - 600V



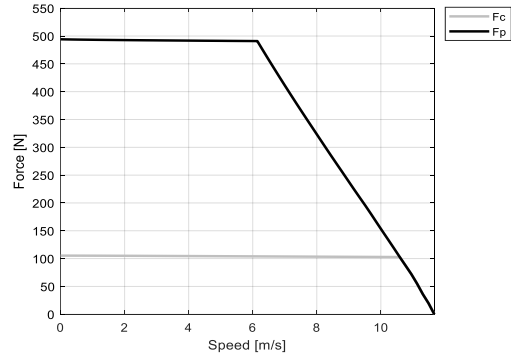
RA - FREE AIR COOLING - 300V



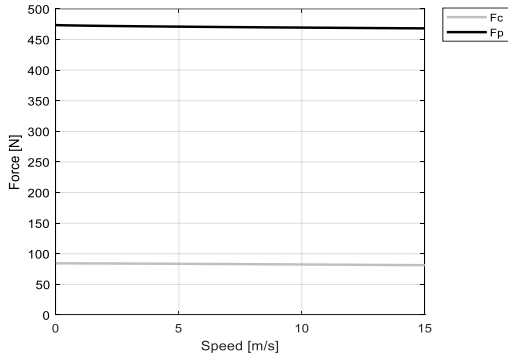
RA - FORCED AIR COOLING - 600V



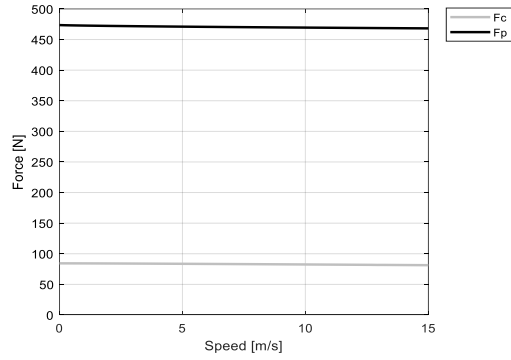
RA - FORCED AIR COOLING - 300V



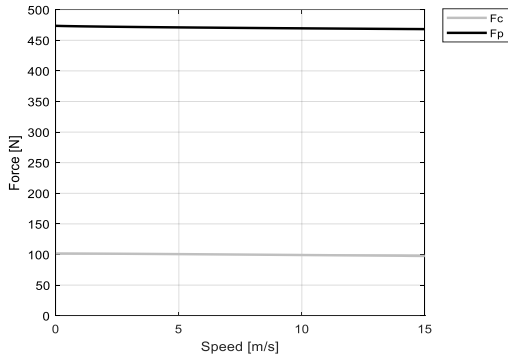
UA - FREE AIR COOLING - 600V



UA - FREE AIR COOLING - 300V



UA - FORCED AIR COOLING - 600V



UA - FORCED AIR COOLING - 300V

