

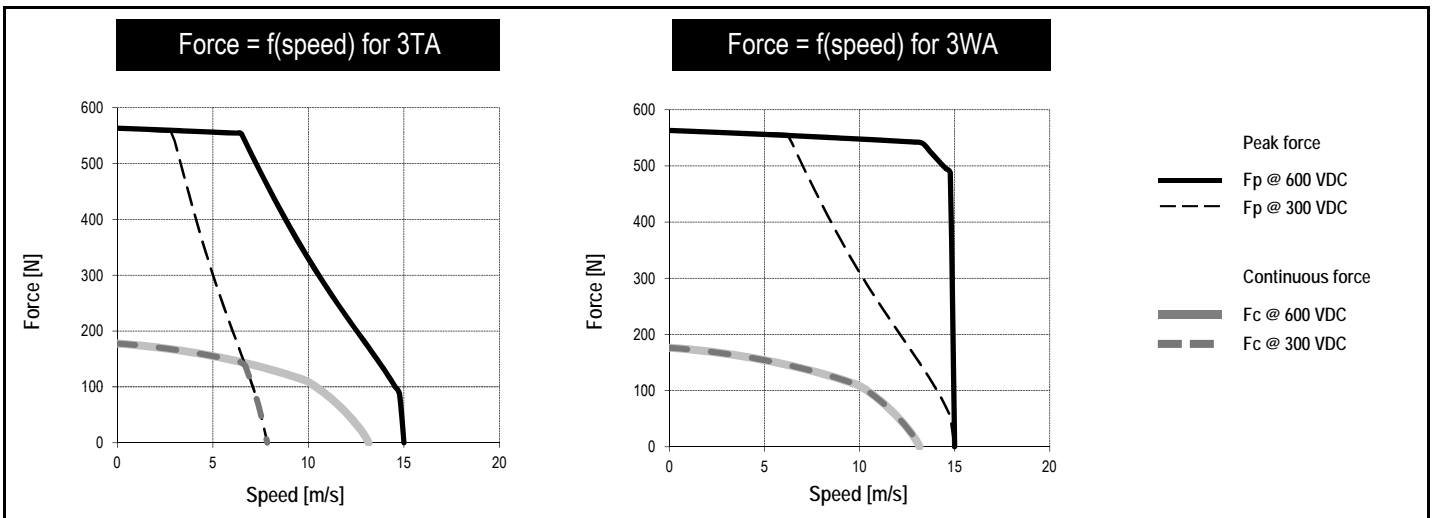
IRONCORE LINEAR MOTOR

LMA11-030

PERFORMANCE		Winding codes	3TA	3WA
		UNIT	FREE AIR CONVECTION	FREE AIR CONVECTION
Fp	Peak force	N	567	567
Fc	Continuous force	N	175	174
Fs	Stall force	N	133	132
Kt	Force constant	N/Arms	45.4	23.2
Ku	Back EMF constant (*)	Vrms/(m/s)	26.3	13.4
Km	Motor constant	N/√W	23.2	23.0
R20	Electrical resistance at 20°C (*)	Ohm	2.56	0.680
L1	Electrical inductance (*)	mH	21.8	5.71
Ip	Peak current	Arms	20.5	40.0
Ic	Continuous current	Arms	3.98	7.72
Is	Stall current	Arms	3.02	5.85
Pc	Max. continuous power dissipation	W	87.1	87.1

SPECIFICATIONS		UNIT		
Udc	Nominal input voltage	VDC	600	600
τth	Thermal time constant	s	1230	1230
Rth	Thermal resistance	K/W	1.26	1.26
2τp	Magnetic period	mm	32	32
Mw	Magnetic way mass	kg/m	3.61	3.61
Mm	Motor mass (magnetic way excluded)	kg	2.16	2.17
Fa	Attraction force	N	1200	1200
Fd	Max. detent force (average to peak)	N	6.2	6.2
vs	Stall speed	mm/s	0.26	0.26
Gm	Mechanical gap	mm	0.80	0.80

Notes: (*) terminal to terminal. Ambient temperature = 20 °C. Max. coil temperature = 130 °C.
 Hypothesis and tolerances are in ETEL's Handbook. Carriage's dissipation area is 0.06 m² and minimal stroke is 2 times the motor length.
 Caution: Any use of the motor beyond speed/force limit could lead to hazardous voltage and serious injuries. Customer is responsible for setting safeties/limitations that will keep the motor in its safe operating area. ETEL cannot be held responsible if the motor is used in an improper way.



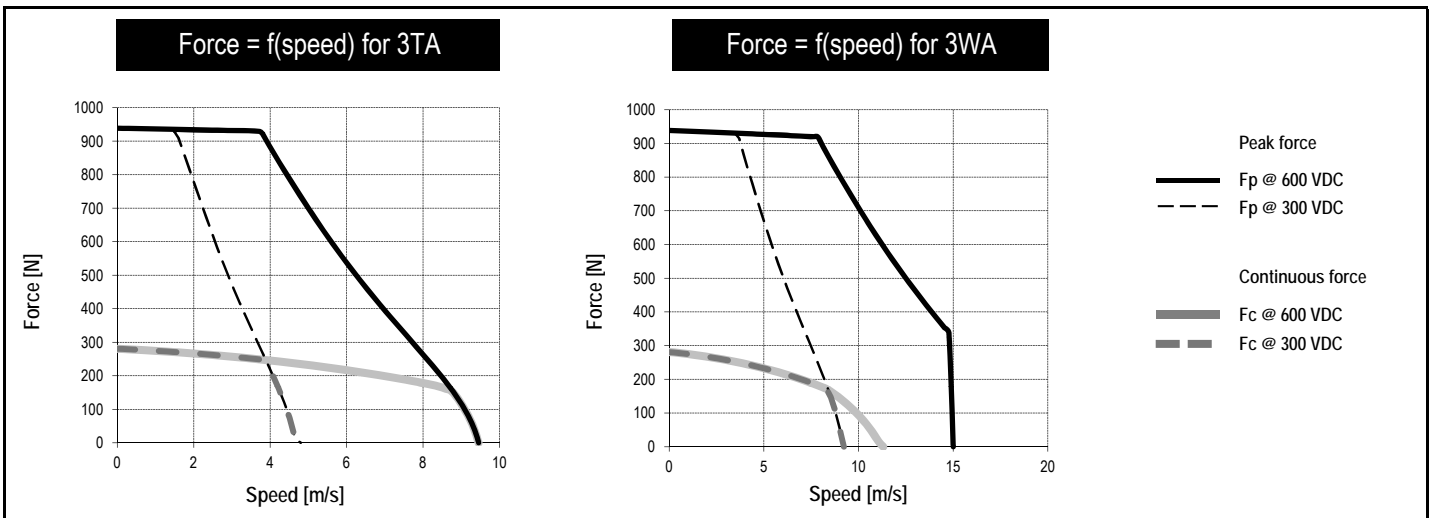
IRONCORE LINEAR MOTOR

LMA11-050

PERFORMANCE		Winding codes	3TA	3WA
		UNIT	FREE AIR CONVECTION	FREE AIR CONVECTION
Fp	Peak force	N	945	945
Fc	Continuous force	N	277	277
Fs	Stall force	N	210	210
Kt	Force constant	N/Arms	75.7	38.7
Ku	Back EMF constant (*)	Vrms/(m/s)	43.8	22.4
Km	Motor constant	N/√W	32.9	33.0
R20	Electrical resistance at 20°C (*)	Ohm	3.53	0.920
L1	Electrical inductance (*)	mH	36.5	9.53
Ip	Peak current	Arms	20.5	40.0
Ic	Continuous current	Arms	3.79	7.42
Is	Stall current	Arms	2.87	5.63
Pc	Max. continuous power dissipation	W	109	109

SPECIFICATIONS		UNIT		
Udc	Nominal input voltage	VDC	600	600
τth	Thermal time constant	s	1540	1540
Rth	Thermal resistance	K/W	1.01	1.01
2τp	Magnetic period	mm	32	32
Mw	Magnetic way mass	kg/m	6.34	6.34
Mm	Motor mass (magnetic way excluded)	kg	3.32	3.32
Fa	Attraction force	N	2000	2000
Fd	Max. detent force (average to peak)	N	10	10
vs	Stall speed	mm/s	0.21	0.21
Gm	Mechanical gap	mm	0.80	0.80

Notes: (*) terminal to terminal. Ambient temperature = 20 °C. Max. coil temperature = 130 °C.
 Hypothesis and tolerances are in ETEL's Handbook. Carriage's dissipation area is 0.07 m² and minimal stroke is 2 times the motor length.
 Caution: Any use of the motor beyond speed/force limit could lead to hazardous voltage and serious injuries. Customer is responsible for setting safeties/limitations that will keep the motor in its safe operating area. ETEL cannot be held responsible if the motor is used in an improper way.



IRONCORE LINEAR MOTOR

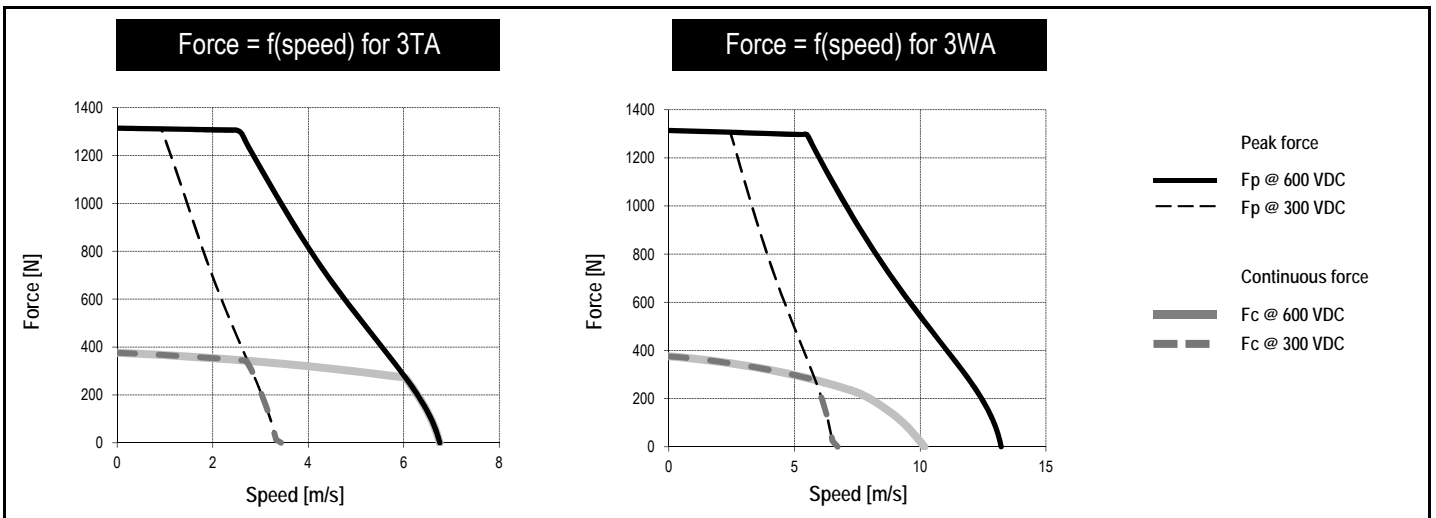
LMA11-070

PERFORMANCE		Winding codes	3TA	3WA
		UNIT	FREE AIR CONVECTION	FREE AIR CONVECTION
Fp	Peak force	N	1320	1320
Fc	Continuous force	N	371	370
Fs	Stall force	N	281	281
Kt	Force constant	N/Arms	106	54.2
Ku	Back EMF constant (*)	Vrms/(m/s)	61.3	31.3
Km	Motor constant	N/√W	40.8	40.7
R20	Electrical resistance at 20°C (*)	Ohm	4.51	1.18
L1	Electrical inductance (*)	mH	51.2	13.4
Ip	Peak current	Arms	20.5	40.0
Ic	Continuous current	Arms	3.64	7.10
Is	Stall current	Arms	2.75	5.38
Pc	Max. continuous power dissipation	W	128	128

SPECIFICATIONS		UNIT		
Udc	Nominal input voltage	VDC	600	600
τth	Thermal time constant	s	1780	1780
Rth	Thermal resistance	K/W	0.861	0.861
2τp	Magnetic period	mm	32	32
Mw	Magnetic way mass	kg/m	8.12	8.12
Mm	Motor mass (magnetic way excluded)	kg	4.49	4.49
Fa	Attraction force	N	2900	2900
Fd	Max. detent force (average to peak)	N	14	14
vs	Stall speed	mm/s	0.18	0.18
Gm	Mechanical gap	mm	0.80	0.80

Notes: (*) terminal to terminal. Ambient temperature = 20 °C. Max. coil temperature = 130 °C.
 Hypothesis and tolerances are in ETEL's Handbook. Carriage's dissipation area is 0.07 m² and minimal stroke is 2 times the motor length.

Caution: Any use of the motor beyond speed/force limit could lead to hazardous voltage and serious injuries. Customer is responsible for setting safeties/limitations that will keep the motor in its safe operating area. ETEL cannot be held responsible if the motor is used in an improper way.



IRONCORE LINEAR MOTOR

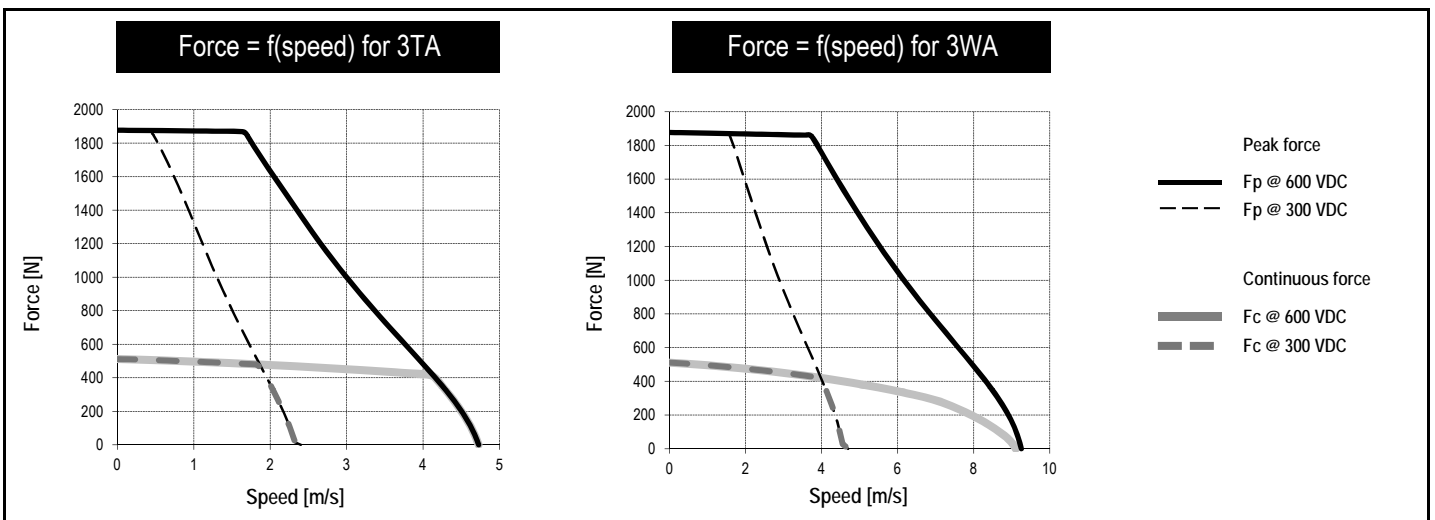
LMA11-100

PERFORMANCE		Winding codes	3TA	3WA
		UNIT	FREE AIR CONVECTION	FREE AIR CONVECTION
Fp	Peak force	N	1890	1890
Fc	Continuous force	N	504	503
Fs	Stall force	N	382	381
Kt	Force constant	N/Arms	152	77.4
Ku	Back EMF constant (*)	Vrms/(m/s)	87.5	44.7
Km	Motor constant	N/√W	50.7	50.6
R20	Electrical resistance at 20°C (*)	Ohm	5.96	1.56
L1	Electrical inductance (*)	mH	73.2	19.1
Ip	Peak current	Arms	20.5	40.0
Ic	Continuous current	Arms	3.47	6.78
Is	Stall current	Arms	2.63	5.13
Pc	Max. continuous power dissipation	W	154	154

SPECIFICATIONS		UNIT		
Udc	Nominal input voltage	VDC	600	600
τth	Thermal time constant	s	2090	2090
Rth	Thermal resistance	K/W	0.714	0.714
2τp	Magnetic period	mm	32	32
Mw	Magnetic way mass	kg/m	12.8	12.8
Mm	Motor mass (magnetic way excluded)	kg	6.24	6.24
Fa	Attraction force	N	4100	4100
Fd	Max. detent force (average to peak)	N	21	21
vs	Stall speed	mm/s	0.15	0.15
Gm	Mechanical gap	mm	0.80	0.80

Notes: (*) terminal to terminal. Ambient temperature = 20 °C. Max. coil temperature = 130 °C.
 Hypothesis and tolerances are in ETEL's Handbook. Carriage's dissipation area is 0.08 m² and minimal stroke is 2 times the motor length.

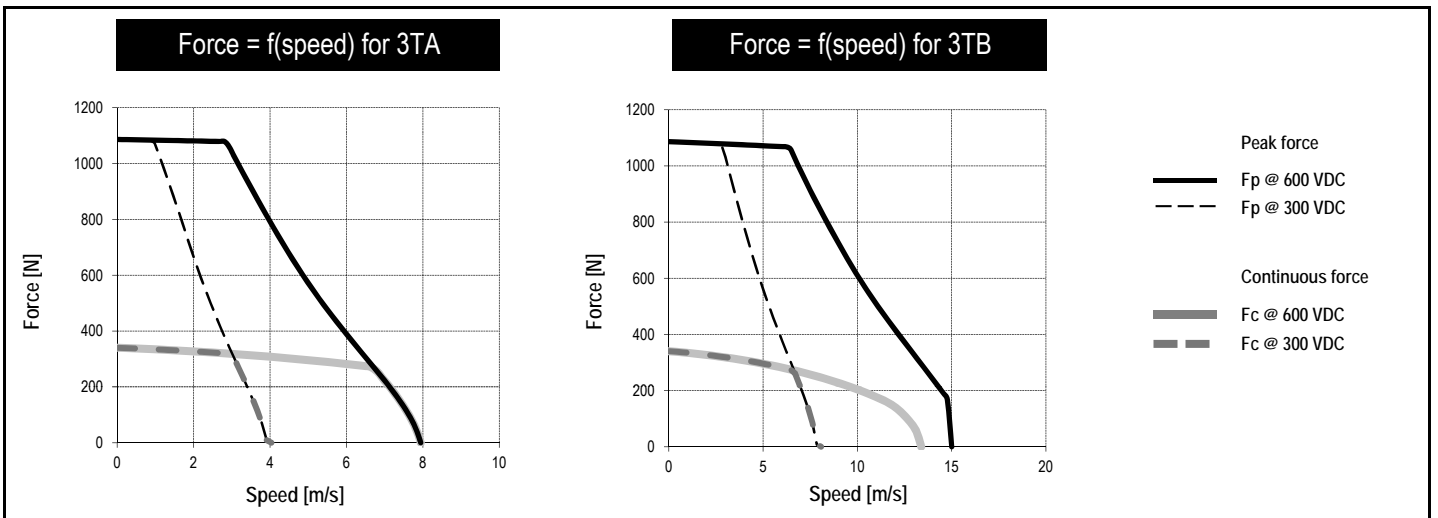
Caution: Any use of the motor beyond speed/force limit could lead to hazardous voltage and serious injuries. Customer is responsible for setting safeties/limitations that will keep the motor in its safe operating area. ETEL cannot be held responsible if the motor is used in an improper way.



PERFORMANCE		Winding codes	3TA	3TB
		UNIT	FREE AIR CONVECTION	FREE AIR CONVECTION
Fp	Peak force	N	1100	1100
Fc	Continuous force	N	336	336
Fs	Stall force	N	256	256
Kt	Force constant	N/Arms	90.1	45.1
Ku	Back EMF constant (*)	Vrms/(m/s)	52.1	26.0
Km	Motor constant	N/√W	32.5	32.5
R20	Electrical resistance at 20°C (*)	Ohm	5.12	1.28
L1	Electrical inductance (*)	mH	48.0	12.0
Ip	Peak current	Arms	20.2	40.5
Ic	Continuous current	Arms	3.85	7.70
Is	Stall current	Arms	2.92	5.83
Pc	Max. continuous power dissipation	W	163	163

SPECIFICATIONS		UNIT		
Udc	Nominal input voltage	VDC	600	600
τth	Thermal time constant	s	1270	1270
Rth	Thermal resistance	K/W	0.676	0.676
2τp	Magnetic period	mm	32	32
Mw	Magnetic way mass	kg/m	3.61	3.61
Mm	Motor mass (magnetic way excluded)	kg	4.13	4.13
Fa	Attraction force	N	2400	2400
Fd	Max. detent force (average to peak)	N	8.1	8.1
vs	Stall speed	mm/s	0.25	0.25
Gm	Mechanical gap	mm	0.80	0.80

Notes: (*) terminal to terminal. Ambient temperature = 20 °C. Max. coil temperature = 130 °C.
 Hypothesis and tolerances are in ETEL's Handbook. Carriage's dissipation area is 0.11 m² and minimal stroke is 2 times the motor length.
 Caution: Any use of the motor beyond speed/force limit could lead to hazardous voltage and serious injuries. Customer is responsible for setting safeties/limitations that will keep the motor in its safe operating area. ETEL cannot be held responsible if the motor is used in an improper way.



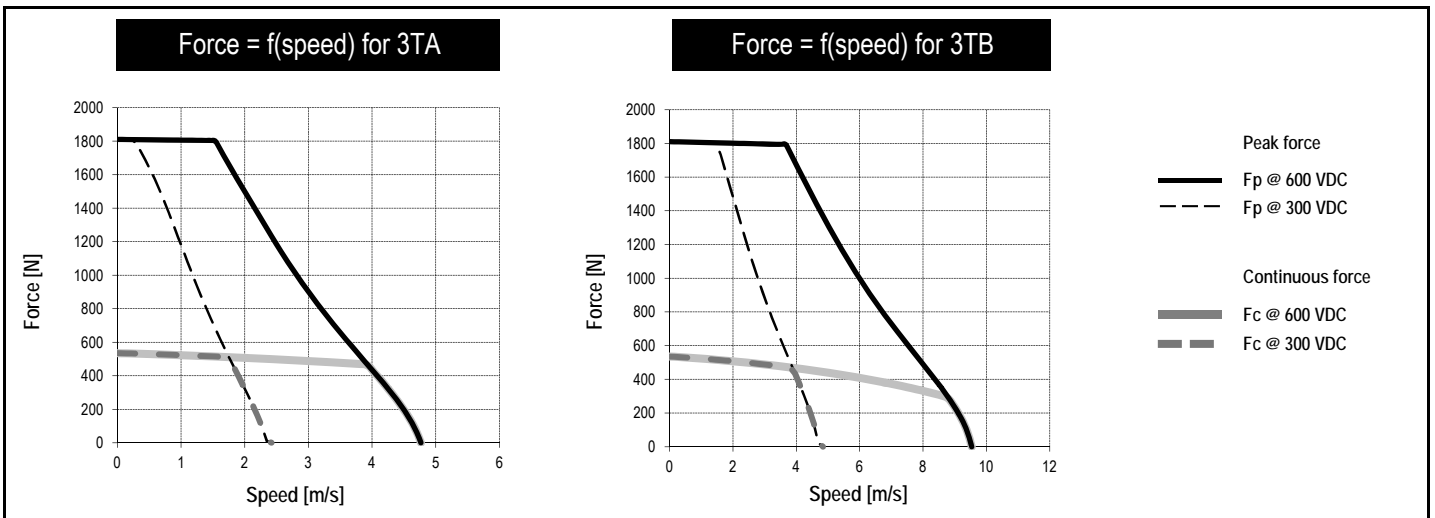
IRONCORE LINEAR MOTOR

LMA22-050

		Winding codes	3TA	3TB
PERFORMANCE		UNIT	FREE AIR CONVECTION	FREE AIR CONVECTION
Fp	Peak force	N	1830	1830
Fc	Continuous force	N	528	528
Fs	Stall force	N	401	401
Kt	Force constant	N/Arms	150	75.1
Ku	Back EMF constant (*)	Vrms/(m/s)	86.8	43.4
Km	Motor constant	N/√W	46.1	46.1
R20	Electrical resistance at 20°C (*)	Ohm	7.06	1.77
L1	Electrical inductance (*)	mH	80.3	20.1
Ip	Peak current	Arms	20.2	40.5
Ic	Continuous current	Arms	3.65	7.29
Is	Stall current	Arms	2.76	5.52
Pc	Max. continuous power dissipation	W	202	202

SPECIFICATIONS		UNIT		
Udc	Nominal input voltage	VDC	600	600
τth	Thermal time constant	s	1600	1600
Rth	Thermal resistance	K/W	0.546	0.546
2τp	Magnetic period	mm	32	32
Mw	Magnetic way mass	kg/m	6.34	6.34
Mm	Motor mass (magnetic way excluded)	kg	6.35	6.35
Fa	Attraction force	N	3900	3900
Fd	Max. detent force (average to peak)	N	14	14
vs	Stall speed	mm/s	0.20	0.20
Gm	Mechanical gap	mm	0.80	0.80

Notes: (*) terminal to terminal. Ambient temperature = 20 °C. Max. coil temperature = 130 °C.
 Hypothesis and tolerances are in ETEL's Handbook. Carriage's dissipation area is 0.12 m² and minimal stroke is 2 times the motor length.
 Caution: Any use of the motor beyond speed/force limit could lead to hazardous voltage and serious injuries. Customer is responsible for setting safeties/limitations that will keep the motor in its safe operating area. ETEL cannot be held responsible if the motor is used in an improper way.



IRONCORE LINEAR MOTOR

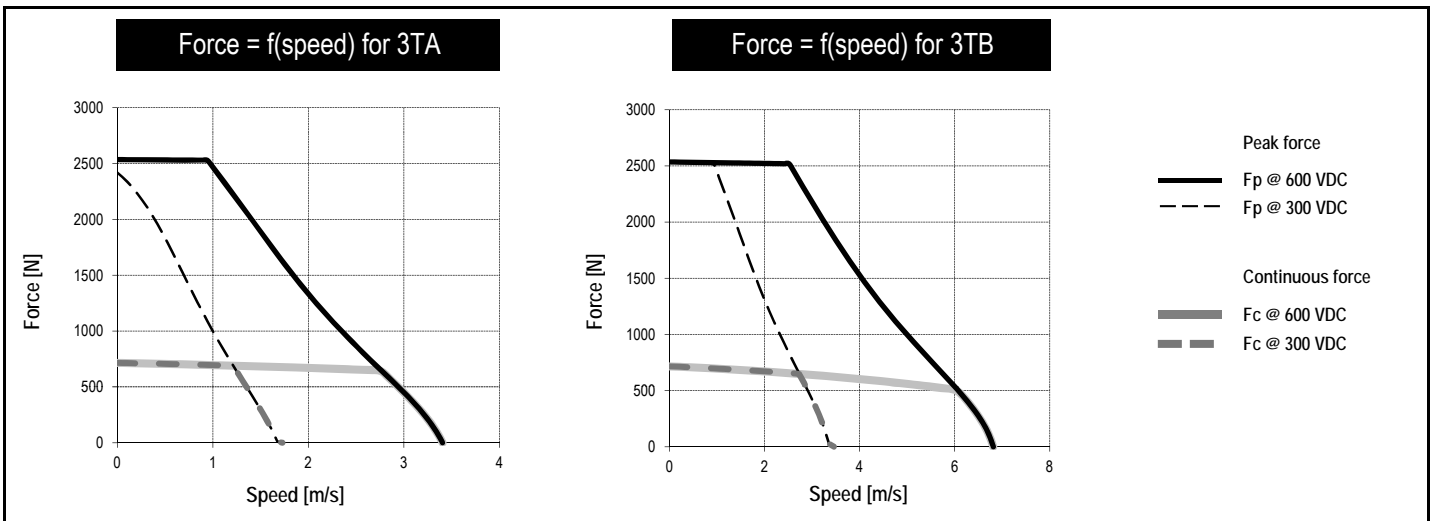
LMA22-070

PERFORMANCE		Winding codes	3TA	3TB
		UNIT	FREE AIR CONVECTION	FREE AIR CONVECTION
Fp	Peak force	N	2560	2560
Fc	Continuous force	N	705	705
Fs	Stall force	N	535	535
Kt	Force constant	N/Arms	210	105
Ku	Back EMF constant (*)	Vrms/(m/s)	122	60.8
Km	Motor constant	N/√W	57.2	57.2
R20	Electrical resistance at 20°C (*)	Ohm	9.01	2.25
L1	Electrical inductance (*)	mH	113	28.2
Ip	Peak current	Arms	20.2	40.5
Ic	Continuous current	Arms	3.49	6.97
Is	Stall current	Arms	2.64	5.28
Pc	Max. continuous power dissipation	W	235	235

SPECIFICATIONS		UNIT		
Udc	Nominal input voltage	VDC	600	600
τth	Thermal time constant	s	1870	1870
Rth	Thermal resistance	K/W	0.468	0.468
2τp	Magnetic period	mm	32	32
Mw	Magnetic way mass	kg/m	8.12	8.12
Mm	Motor mass (magnetic way excluded)	kg	8.58	8.58
Fa	Attraction force	N	5500	5500
Fd	Max. detent force (average to peak)	N	19	19
vs	Stall speed	mm/s	0.17	0.17
Gm	Mechanical gap	mm	0.80	0.80

Notes: (*) terminal to terminal. Ambient temperature = 20 °C. Max. coil temperature = 130 °C.
 Hypothesis and tolerances are in ETEL's Handbook. Carriage's dissipation area is 0.13 m² and minimal stroke is 2 times the motor length.

Caution: Any use of the motor beyond speed/force limit could lead to hazardous voltage and serious injuries. Customer is responsible for setting safeties/limitations that will keep the motor in its safe operating area. ETEL cannot be held responsible if the motor is used in an improper way.



		Winding codes	3TA	3TB
PERFORMANCE		UNIT	FREE AIR CONVECTION	FREE AIR CONVECTION
Fp	Peak force	N	3650	3650
Fc	Continuous force	N	956	956
Fs	Stall force	N	725	725
Kt	Force constant	N/Arms	300	150
Ku	Back EMF constant (*)	Vrms/(m/s)	174	86.8
Km	Motor constant	N/ \sqrt{W}	71.1	71.1
R20	Electrical resistance at 20°C (*)	Ohm	11.9	2.98
L1	Electrical inductance (*)	mH	162	40.4
Ip	Peak current	Arms	20.2	40.5
Ic	Continuous current	Arms	3.32	6.63
Is	Stall current	Arms	2.51	5.02
Pc	Max. continuous power dissipation	W	281	281

SPECIFICATIONS		UNIT		
Udc	Nominal input voltage	VDC	600	600
τ_{th}	Thermal time constant	s	2200	2200
Rth	Thermal resistance	K/W	0.391	0.391
2 τ_p	Magnetic period	mm	32	32
Mw	Magnetic way mass	kg/m	12.8	12.8
Mm	Motor mass (magnetic way excluded)	kg	11.9	11.9
Fa	Attraction force	N	7900	7900
Fd	Max. detent force (average to peak)	N	27	27
vs	Stall speed	mm/s	0.15	0.15
Gm	Mechanical gap	mm	0.80	0.80

Notes: (*) terminal to terminal. Ambient temperature = 20 °C. Max. coil temperature = 130 °C.
 Hypothesis and tolerances are in ETEL's Handbook. Carriage's dissipation area is 0.15 m² and minimal stroke is 2 times the motor length.
 Caution: Any use of the motor beyond speed/force limit could lead to hazardous voltage and serious injuries. Customer is responsible for setting safeties/limitations that will keep the motor in its safe operating area. ETEL cannot be held responsible if the motor is used in an improper way.

