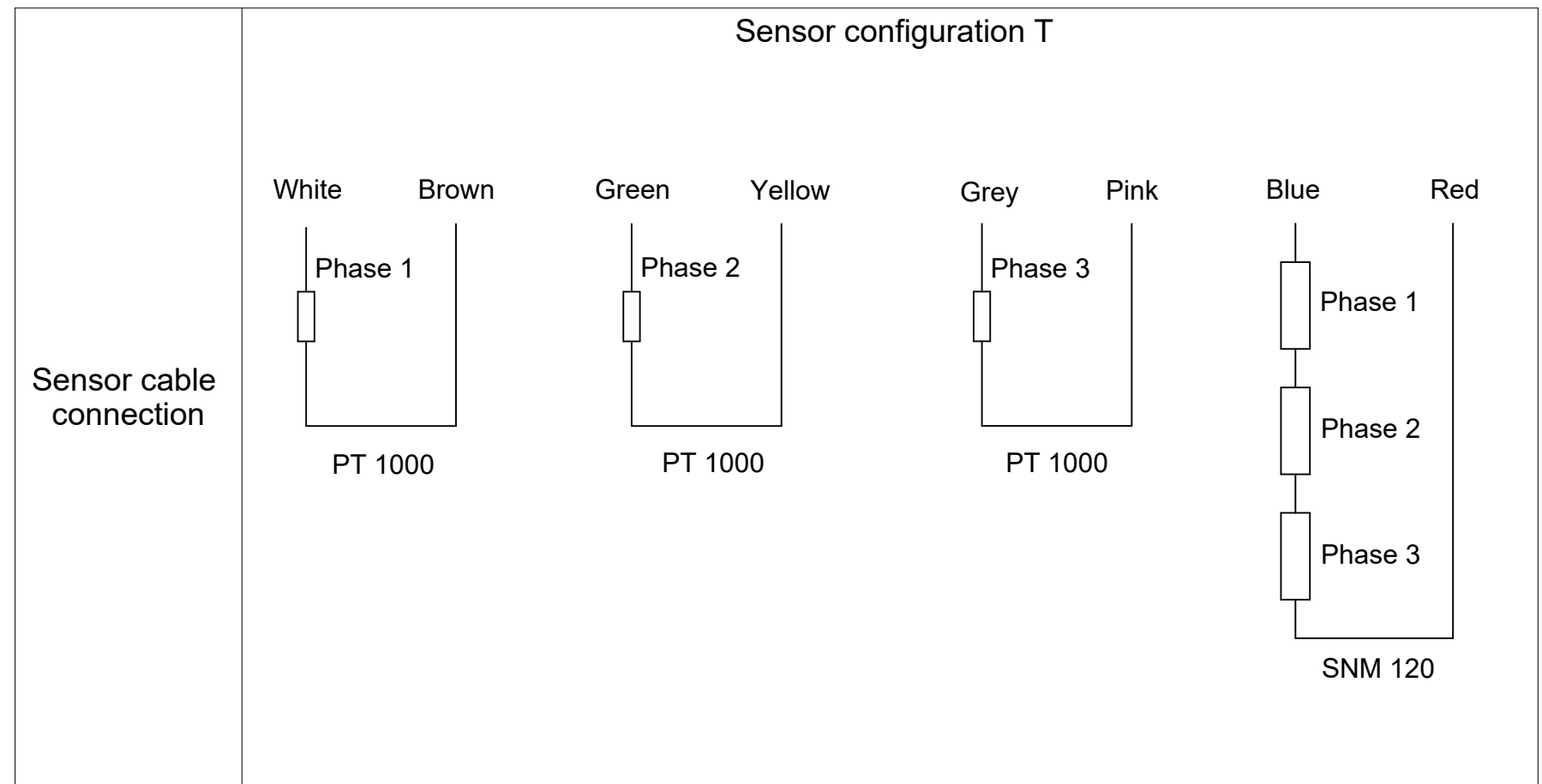


Designation	L1	L2	L3	N1	N2	NMz1	NMz2	β1	β2	β3	β4
TMC0360-030	90	64	51	12	12	12	12	30°	30°	15°	15°
TMC0360-050	110	84	71	24	22	24	23	15°	15°	22.5°	15°
TMC0360-070	130	104	91	24	22	24	23	15°	15°	22.5°	15°
TMC0360-100	160	134	121	24	22	36	35	15°	10°	22.5°	10°
TMC0360-150	210	184	171	36	34	48	47	10°	7.5°	15°	7.5°
TMC0360-200	260	234	222	36	34	48	47	10°	7.5°	15°	7.5°

ETEL S.A.
2112 Möllers
SWITZERLAND

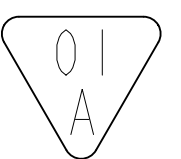
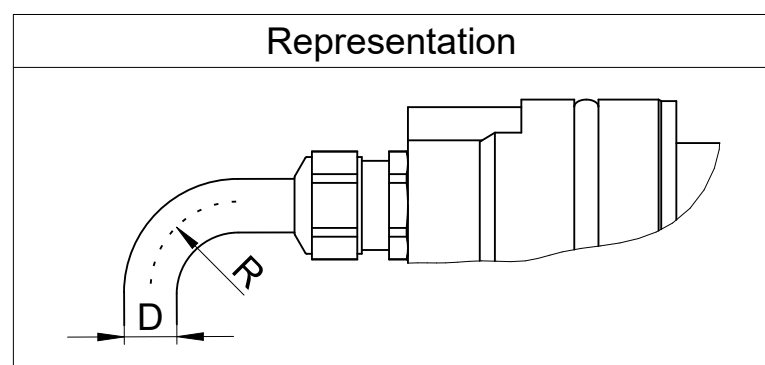
1395845-02 - A-01

1 of 1



Power cable connection		
Color and cable number	Function	Drawing
Black cable with number 1 or U	Phase 1 (PH1)	
Black cable with number 2 or V	Phase 2 (PH2)	
Black cable with number 3 or W	Phase 3 (PH3)	
Black cable with yellow and green sleeve	Ground (GND)	

Characteristics	Cable cross-section (mm ²)				Sensor cable
	1 x 2.5	1 x 4	1 x 6	1 x 10	
Applicable motors	TMC0360 TMC0450	TMC0530	TMC0360	TMC0450 TMC0530	All TMC
Minimum bend radius for fixed cable	R = 4 X D	R = 4 X D	R = 4 X D	R = 4 X D	R = 6 X D
Minimum bend radius for moving cable	R = 7.5 X D	R = 7.5 X D	R = 7.5 X D	R = 7.5 X D	R = 12 X D



Text:		ID number:	
Original drawing		Change No. C170599-20	
Scale		Released: 28.03.2024	
Format		Tolerances as per ISO 8015 : 2011	
Dimensions in mm		Tolerances selon ISO 8015 : 2011	
1:1		Dimensions without tolerance ± 0,2	
A2		Dimensions sans tolérances	
Mating Dimensions / Cotes d'encombrement			
The reproduction, distribution and utilization of this document as well as the communication of its contents to others without express authorization is prohibited. Offenders will be held liable for the payment of damages. All rights reserved in the event of the grant of a patent, utility model or design. (ISO 16016)			
ETEL		ETEL S.A. 2112 Môtiers SWITZERLAND	
Version		Page	
Revision		1 of 1	
Sheet		1395916-01-A-01	
Page		Document number	